



Estd. – 2009
A Government Engineering College
E-mail – pmecham@gmail.com
Website – www.pmec.ac.in

PARALA MAHARAJA ENGINEERING COLLEGE

(An Autonomous college affiliated to Biju Patnaik University of Technology, Odisha, Rourkela)
SITALAPALLI: BERHAMPUR: DIST.:GANJAM: PIN – 761003

No. PMEC/Exam./

469.

Date: 24 .12.2025

NOTICE FOR RECHECKING OF ODD SEMESTER (REGULAR/BACK) EXAMINATION: 2025-26 (Phase-I)

It is informed to all the B.Tech (5th and 7th) semester and M.Tech (3rd) semester students those who are applying for re-checking with fees of **Rs.500/-** per Theory subject (**Rs.560/-** for Rechecking with Photocopy) vide BPUT letter no. BPUT/IV/Exam/1165/25/8930, dated. 23.12.2025, to submit the same along with filled application form in the respective departments on or before **5th January, 2026**. The fees will be deposited in online mode.

The Online Fee payment process of **PMEC, Berhampur** is described below in "**Payment Flow**". Follow the steps as per the instructions given below and deposit the required amount of fee. After deposit of fees, save the receipt of the transaction for future reference.

Memo No. 470.

Date: 24 .12.2025

Smt. Shalini
24.12.2025
Principal
PMEC, Berhampur
PARALA MAHARAJA ENGINEERING COLLEGE
BERHAMPUR

Copy to:

1. Notice board of the college / All Hall of Residences for student information and necessary action.
2. All HODs / FO for kind information and necessary action.
3. Website administrator with a request to upload in the college website.

Smt. Shalini
24.12.2025
Principal
PMEC, Berhampur
PARALA MAHARAJA ENGINEERING COLLEGE
BERHAMPUR

PAYMENT FLOW

Step-1: Click on the **"PAY FEES"** icon on the college website <https://pmec.ac.in/> It's goes to the students details page

Step-2: Select Applicant & Submit

Select *

--Selected--

--Selected--

Applicant

Submit

Step-4: Select Online Fees Form & Submit

Select*

Online Fee Form

--Select an option--

Online Fee Form

Back

Go

Step-5: Go to Next

Online Fee Form

Basic Information

Student Details

Fee Details for All

Fee Details for Fresher

Fee Details For Final Year

Back

Next

Step-6: Fill the details & Submit

Academic Year *	<input type="text"/>
Course *	<div>Please Select an Option</div>
Branch *	<div>Please Select an Option</div>
Year *	<div>Please Select an Option</div>
Name *	<div>Alphabets Only</div>
BPUT Registration Number- Aadhar for Fresher *	<input type="text"/>
Student TFW Category *	<div>Please Select an Option</div>
Mobile Number *	<input type="text"/>
Email ID *	<input type="text"/>

Back

Next

Step-7: Feel the different Fees & Press Next

Tuition Fee	<div>Please Select an Option</div>
Development Fee	<div>Please Select an Option</div>
Laboratory Maintenance Fee	<div>Please Select an Option</div>
Registration Fee	<div>Please Select an Option</div>
Students Activity Fee	<div>Please Select an Option</div>
Internal Examination Fee	<div>Please Select an Option</div>
Site Visit Fee	<div>Please Select an Option</div>

Back

Next

Step-8: After Final Submit button its goes to the detail fees selected with total amount where the applicant gets the printout of the fee's details & he/she has to conform the details and go to "PROCEED"

Amount to Pay

Rs. 0.0

☒ Please agree with the [terms & condition](#) , and check the checkbox to proceed further

Go Back

Previous

Print

Proceed

Step-9:After proceed it's goes to the payment page where student can choose the mode of payment like net banking, debit card, UPI etc.

Hi,
Dipteeranja...

✉

dipteeranjan.ojha@gmail.c...


☎

9348274243

Total Amount


INR 100.00

Payment Mode




Cards

>




Pay through UPI

>



Pay through UPI QR Codes

>



Netbanking

>